

# BONUS WEEK


## MONDAY

*Imagination/Music*

Swan Theme  
Playdough Set

## THEME

**"S" IS FOR SWAN**



## THURSDAY

*Reading/Writing*

*"The Story Orchestra:  
Swan Lake"  
(Created for young  
children and provides  
press buttons to play  
songs from the  
original orchestra*

## TUESDAY

*Science*

*Feather Sorting  
'Weight & Gravity'*

## FRIDAY

*Math*

*Math Worksheets*

*(Optional)*




Feather Garland  
Craft (Count the  
feathers)

## WEDNESDAY

*Art*

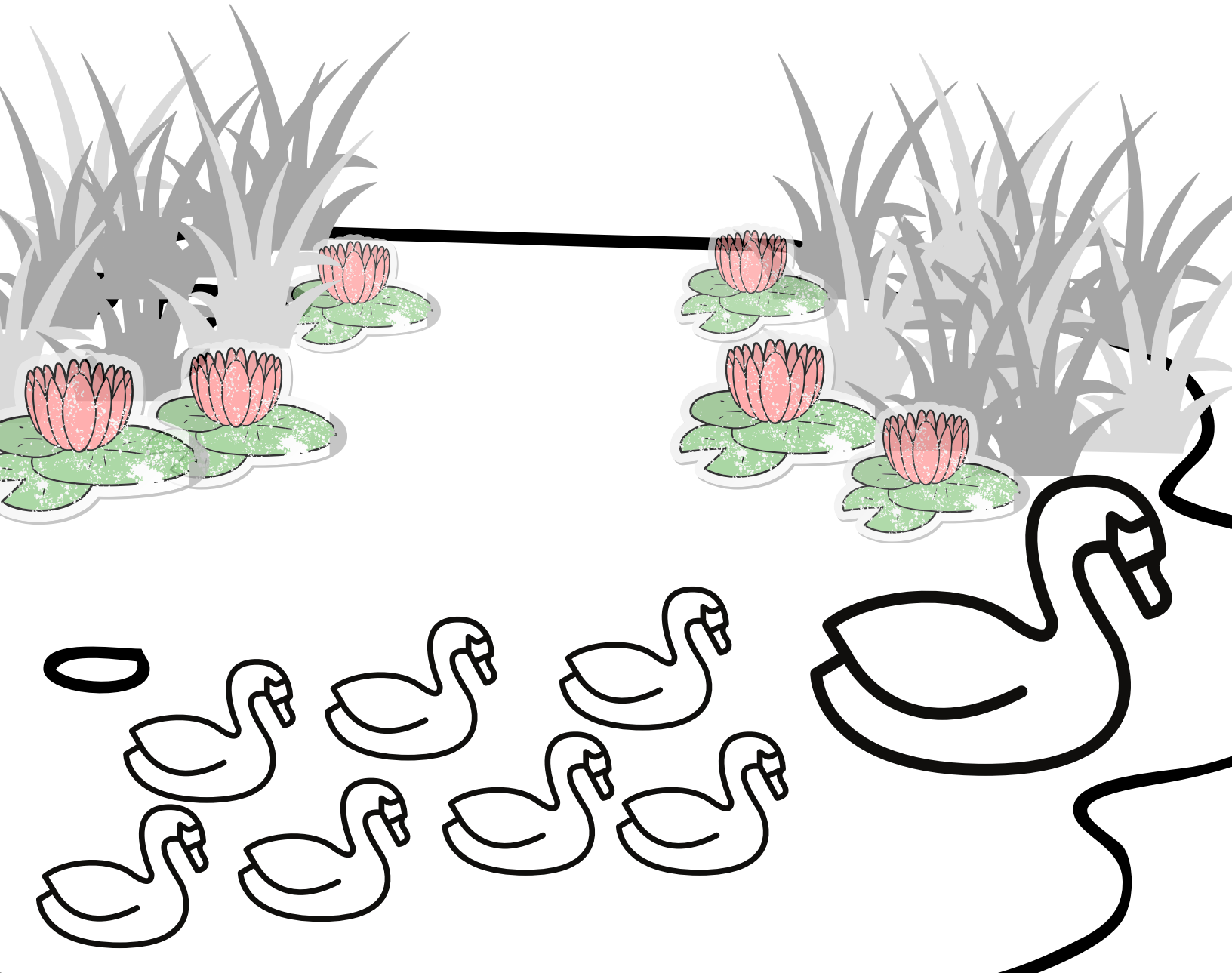
*Paper Plate Swan  
&  
Swan Wand*

Help the swans get home by following the arrows to trace the letter "S"



Color or trace the word swan, have fun coloring the picture and count the baby swans following their mommy

# SWAN



Draw a line to connect the  
matching "S"s

S

S

S

S









S

S

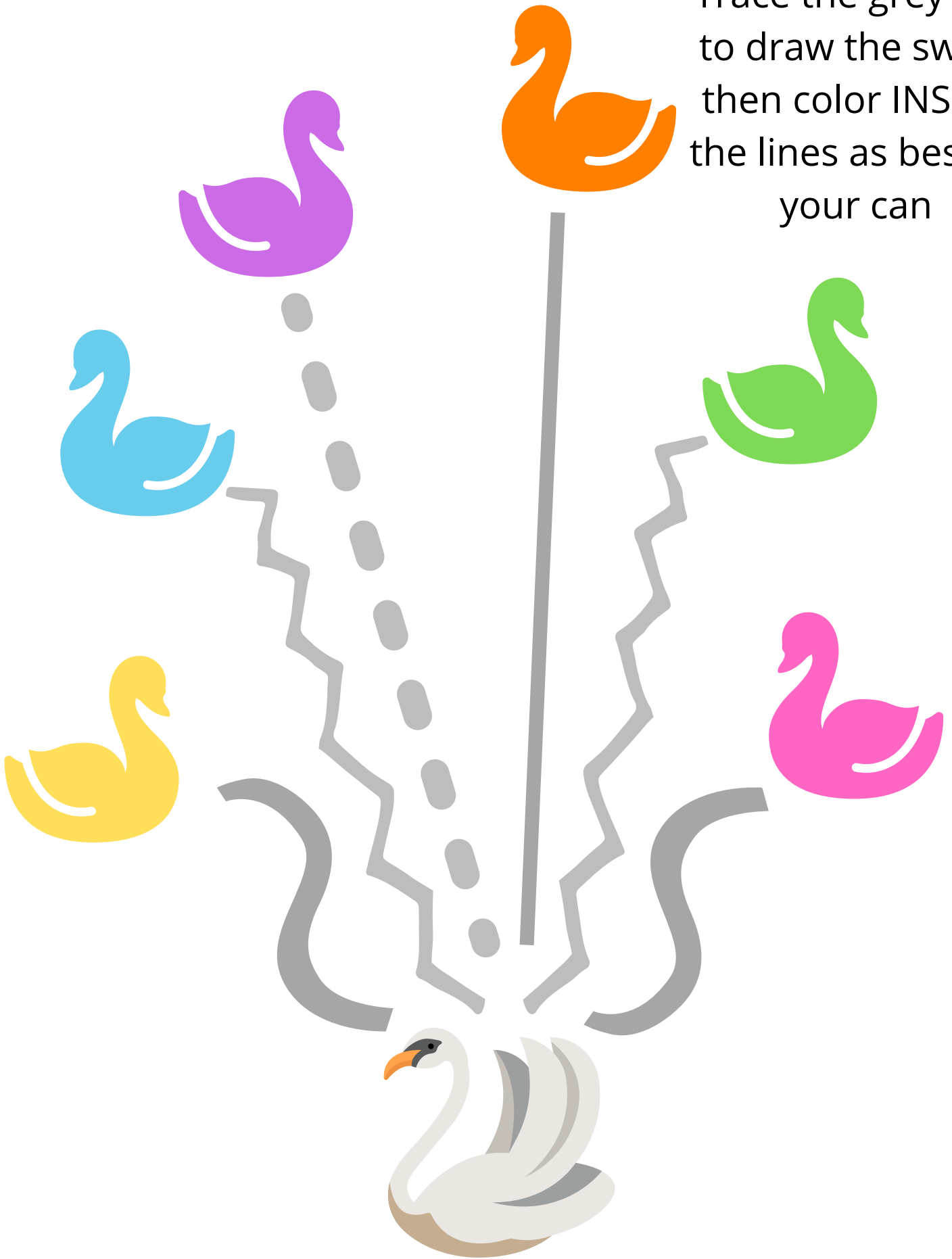
S

S


Draw a line to match the baby swan with its mommy




Trace the grey line  
to draw the swan,  
then color INSIDE  
the lines as best as  
your can



Trace the grey line to draw a swan, then color INSIDE the lines as best as you can to finish the swan



Circle to count the swans In each row







Practice drawing lines by connecting the "S" to the Swan

S




S

S

S



Circle the largest swan In each square



Match the number with the appropriate amount of Swans

1



2



3



4



5

